

TETRA



Art. Nr. see page 4

MOUNTING

Mounting location: ceiling
Type: suspended

ELECTRICAL

Voltage: 48V DC
Control gear needed: Yes
Control gear included: Yes

DIMENSIONS

Size: see page 3
Height: 100 mm
Weight: 6,7 kg

LIGHT

Light distribution: Direct

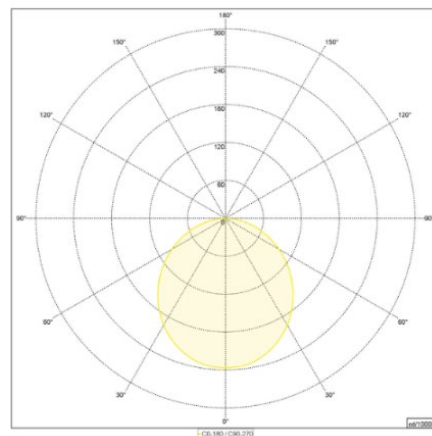
LAMP DESCRIPTION

Lamp Product: SMOOTHY 370
Lamp Typ: LED
Total power: 31 W
Luminous Flux of Light Source: 4635 lm
Usable luminous flux: 3010 lm
Colour rendering index (CRI): 90
Colour temperature (CCT): 4000 K

TECHNICAL DESCRIPTION

A fusion of acoustic ceiling canopy and light that meets the highest demands, that is Tetra. Combine different sizes and colors to create a powerful and impressive ceiling that makes a difference.

The ARCHISONIC® material, which was carefully developed and curated in collaboration with the London trend researchers Color Hive, is available in two thicknesses, 24 and 12 millimeters. The PET fibers from recycled water bottles make the material a sustainable and powerful source to meet your acoustic challenges.



HABITAT
MATTER

habitatmatter.com
spec@habitatmatter.com

MATERIAL COMPOSITION

100% PET (min. 60% post-consumer)

FIRE TEST

DIN EN 13501-1 B-s1, d0
ASTM E-84 Class A

VOC-EMISSION

CDPH 01350 Pass
ISO 16000 (CDPH/EHLB/Standard Methode V1.2.)
EN 16516

COLOUR FASTNESS

ISO 105-B02, A1 Grade 6

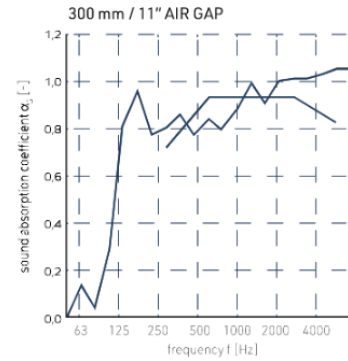
MATERIAL REUTILISATION

ARCHISONIC® 24 mm 88 plastic bottles/m²
ARCHISONIC® 12 mm 53 plastic bottles/m²

SOUND ABSORPTION

DIN ISO 11654

24mm	aw 0.55 (no airgap) aw 0.65 (50 mm / 2" air gap) aw 0.90 (100 mm / 4" air gap) aw 0.95 (200 mm / 8" air gap)
12mm	aw 0.30 (no air gap)



ENVIRONMENTAL

Cradle to Cradle Certified™
Product qualifies for LEED v4 specifications on VOC emissions
in LEED EQ credit (Low-emitting products)

MICROBIAL RESISTANCE

ASTM G21-15
Growth rating: 0 (no growth)
ARCHISONIC® does not provide a breeding ground for mold and mildew.

SUPPORTED BY

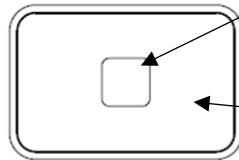
Climate KIC

SIZE COMPARISON

1200 x 1200



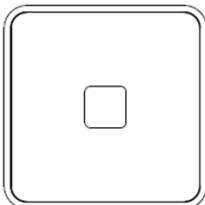
1800 x 1200



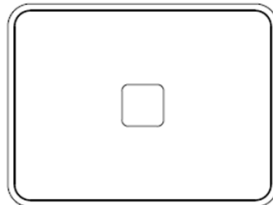
Lamp

Acoustic panel

1800 x 1800



2400 x 1800




ARCHISONIC® Colours

Quiet Neutrals

12mm & 24 mm

These shades work in harmony with natural textural materials and soften industrial environments. From light to dark and cool to warm, these are the foundations of any scheme where longevity and a mood of calm is desired.



Warm Naturals

12mm & 24 mm

Combinations of lighter toned neutrals and pinks have a gently soothing and restorative effect while the more saturated hues make perfect environments for relaxation.




ARCHISONIC® Colours

Living Greens

12mm & 24 mm


From the cool greens of forests to the yellowed aspect of young wheat, we see Living Greens breathing life into indoor spaces, and an essential palette for the future. Use in tonal layers brings the depth and diversity of green, while a single note can provide an amplifying backdrop to a biophilic space.



Elemental Blues

12mm & 24 mm

These blues work perfectly both as familiar single hues and in effortless tonal layers to create an immersive environment for focus or restoration.



ARCHISONIC® Colours

Soothing Pastels

12mm & 24 mm

With tonal duos of pink and blue and green, this perfectly balanced group is designed for peaceful plays on light and shade and playful contrast. While the lightest tones have a dreamlike quality, their deeper counterparts add a subtle grounding.



Shell Pink
102



Soft Coral
516



Ice Blue
304



Winter Sky
410



Spearmint
706



Succulent
712

Elegant Darks

12mm & 24 mm

While colour can create a mood, it is the depth or lightness of a hue that truly defines the emotion. While each hue has the strength to stand alone, beautiful effects can be achieved with harmonized pairs.



Garnet
724



Marine Blue
864



Midnight
810



Nordic Pine
311



Raven
550

ARCHISONIC® Colours

Energetic Brights

12mm & 24 mm

There are no rules here with endless possibilities for clashing contrasts or surprising highlights. For a sophisticated use of energetic colour, take a single hue and colour match contrasting textiles and solid surfaces.



Pacific Ocean
432



Moss
439



Sunshine
846



Electric Orange
464



Hot Pink
140

Primary Play

12mm & 24 mm

The primary story happens when all three main colours are used together, with varied proportions creating differing moods. As with the Energetic Brights palette, combine with coordinating-coloured textiles and solid surfaces.



Snow White
500



Charcoal
542



Sunshine
846



Poster Red
662



Marine Blue
864