IMPACT ACOUSTIC®



FLOCK Bespoke

Ceiling System

719.12.10.000.00
719.12.11.000.00
719.12.12.000.00
719.12.13.000.00
719.12.14.000.00
719.12.15.000.00

TECHNICAL DATA SHEET

HABITAT MATTER
habitatmatter.com
spec@habitatmatter.com

FLOCK Bespoke Ceiling System

General Information



Data

Applicable article numbers

Straight 190	Straight 270	Straight 340	Surface	Trace	Bespoke
719.12.10.000.00	719.12.11.000.00	719.12.12.000.00	719.12.13.000.00	719.12.14.000.00	719.12.15.000.00

Dimensions[1]

Felt fin height	140-540mm	112.20”
Felt fin height	140 or 190mm	47 1/4”
Fin height (incl. structure)	Element height + 42mm (1 3/4”)	

Material

Acoustic Elements	ARCHISONIC® Felt - 100% PET (60% Post-consumer) in 36 colours
Hardware	Steel and Aluminium (RAL9005), Polycarbonate

Extended document available

Weight[2]

Full assembly	up to 12 kg/m2 (±10%)	2.5 lbs/sqft (±10%)

2 - this value refers to the highest possible static load when using maximum density and element height.

Included

Acoustic elements

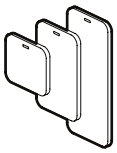

Installation hardware



Installation guide



Warranty 10 years[3]



1 - all dimensions are nominal 3 - Impact Acoustic warranty terms apply

HABITAT MATTER
habitatmatter.com
spec@habitatmatter.com

FLOCK Bespoke Ceiling System
Specification Guide

Ensure you make the perfect choice by choosing our solutions for your next project. To get started, simply define some basic information and constraints about your space. Then explore our range of standard solutions or contact us directly for a more in-depth discussion of personalized customized options.

1 Specify your Ceiling System

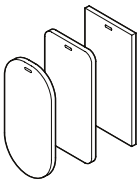

Elements shape

page 6

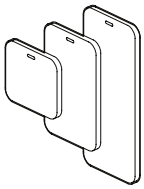

Elements size

page 6

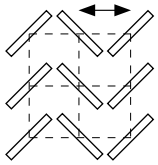

Elements spacing and orientation

page 6

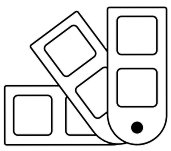

Colours

page 15 and 16

HABITAT MATTER
habitatmatter.com
spec@habitatmatter.com

FLOCK Bespoke Ceiling System

System Overview

The Flock Ceiling System is composed of 3 functional layers.

1. **Primary profiles** - 828.20.00.600.00-04 · Strut Channel, various colours
Reducting the number of installation/drilling point required for overall assembly

2. **Secondary profiles** - MET.01.00066 · FLOCK Profile, RAL 9005
Allowing flexibility and installation ease for multiple acoustic elements, including connectors to Strut Channel

3. **Acoustic Elements** - bespoke cutting plans · FLOCK Felt Fins
Acoustic fins with adjustable installation clip.

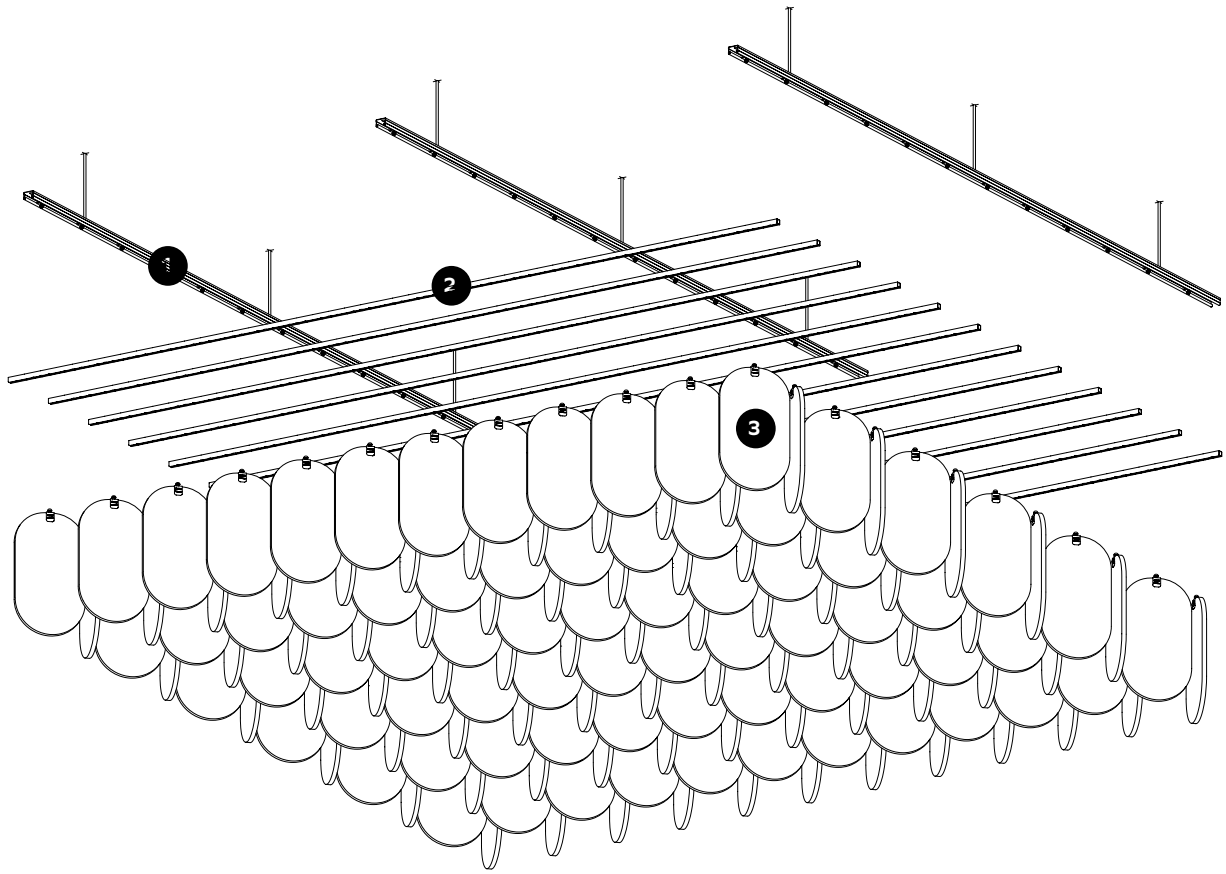

HABITAT MATTER
habitatmatter.com
spec@habitatmatter.com

FLOCK Bespoke Ceiling System

Items

The Flock Ceiling System is composed of multiple items
1.1 **Strut Channel** - 828.20.00.600.01-04
1.2 **Strut Connector** - 828.20.10.600.01-04

2.1 **Flock Profile** - 2400mm (94.5") Aluminium - MET.01.00066 (RAL9005) MET.01.00066.01 (RAL9016)
2.2 **Flock Profile Connector** - MET.01.00067 (RAL9005) MET.01.00067.01 (RAL9016)
2.3 **Strut Sliding Spring Nut M4** - MET.01.00012

3.1 **Flock Acoustic Fins** - bespoke cutting plans
3.2 **Flock Clip** - MIS.01.00063

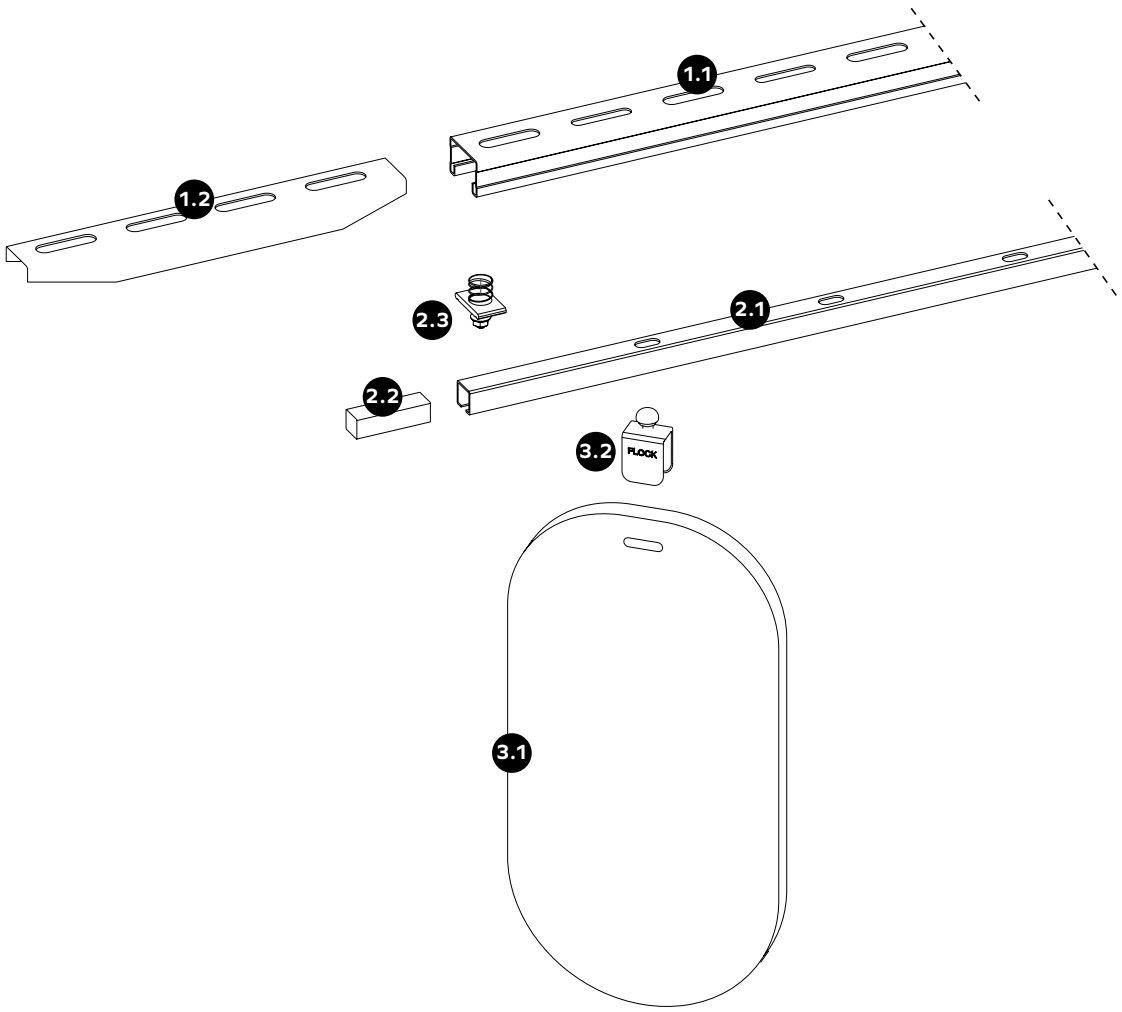

HABITAT MATTER
habitatmatter.com
spec@habitatmatter.com

FLOCK Bespoke Ceiling System

System Overview - Smart Fin

1 **Adjustable orientation** (45 degree step size)

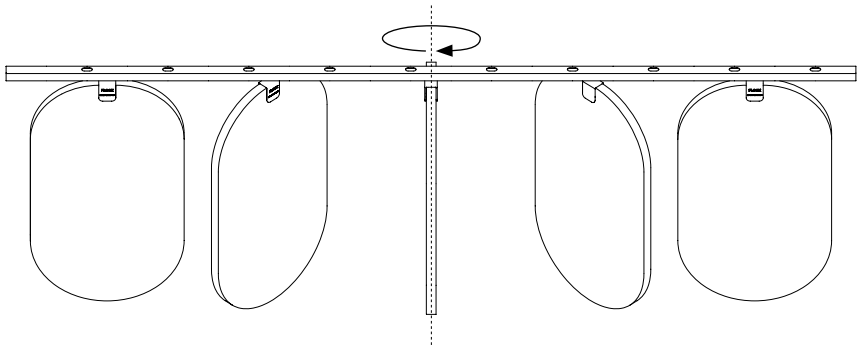

2 **Adjustable spacing** (50mm/2" step size) - standard spacing is 200mm/7.9"

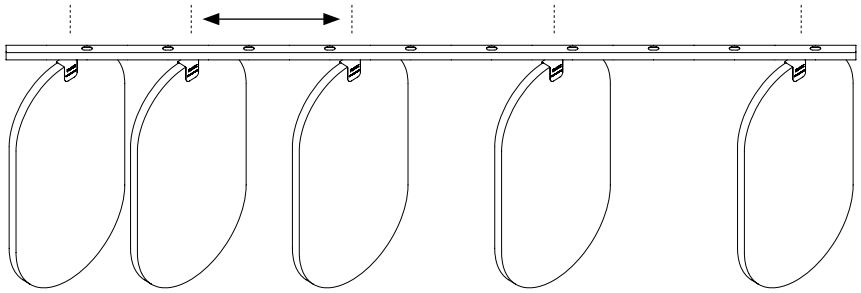

3 **Adjustable shape and size** (predefined and bespoke options available)

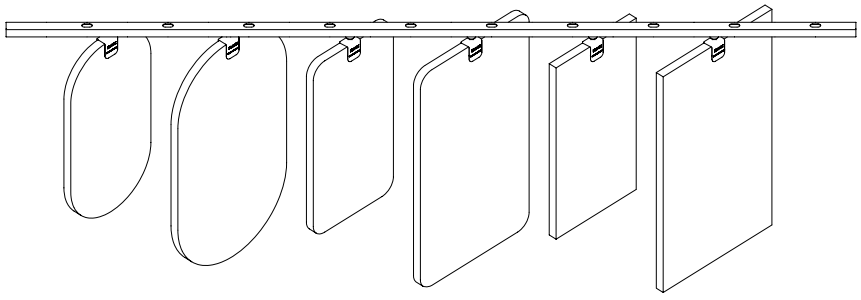

HABITAT MATTER
habitatmatter.com
spec@habitatmatter.com

FLOCK Bespoke Ceiling System

Standard configurations

1 **Flock Straight 190** / *small uniform height elements*

719.12.10.000.00

Fin Types

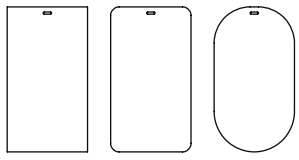

Sharp Smooth Oblong

Fin Size

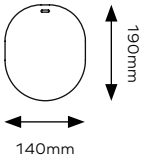

Grid Spacing

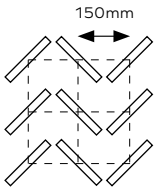

Colours



2 colours can be selected out of 36



Dimension tables[1]

Name		Metric	Imperial
L	Area [2]	bespoke	bespoke
H	Height(inc. structure)	230mm	9.06”
Fh	Fin Height	190mm	7.48”
Fw	Fin Width	140mm	5.51”
G	Grid Spacing	150mm	5.91”
Colour options		max. **2 colours** can be selected - see **page 14** with our 36 colours range	

Installation time - *please account for 25-30min/sqm (2-3min/sqft) installation time*

1 - All dimensions are nominal *2* - The example above represents area of 6x6m (19.7’x19.7’)

HABITAT MATTER
habitatmatter.com
spec@habitatmatter.com

FLOCK Bespoke Ceiling System

Standard configurations

2 **Flock Straight 270** / *small uniform height elements* *719.12.11.000.00*

Fin Types

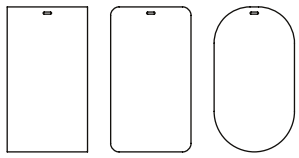

Fin Size

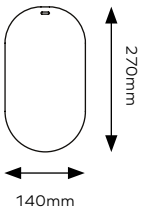

Grid Spacing

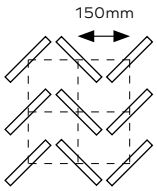

Colours



2 colours can be selected out of 36



Dimension tables[1]

Name		Metric	Imperial
L	Area [2]	bespoke	bespoke
H	Height(inc. structure)	310mm	12.20"
Fh	Fin Height	270mm	10.63"
Fw	Fin Width	140mm	5.51"
G	Grid Spacing	150mm	5.91"
Colour options		max. **2 colours** can be selected - see **page 14** with our 36 colour range	

Installation time - *please account for 25-30min/sqm (2-3min/sqft) installation time*

1 - All dimensions are nominal *2* - The example above represents area of 6x6m (19.7'x19.7')

HABITAT MATTER
habitatmatter.com
spec@habitatmatter.com

FLOCK Bespoke Ceiling System

Standard configurations

3 **Flock Straight 340** / *big uniform height elements* *719.12.12.000.00*

Fin Types

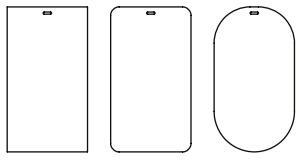

Fin Size

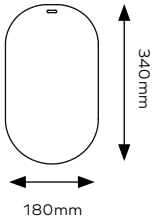

Grid Spacing

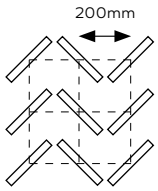

Colours



2 colours can be selected out of 36

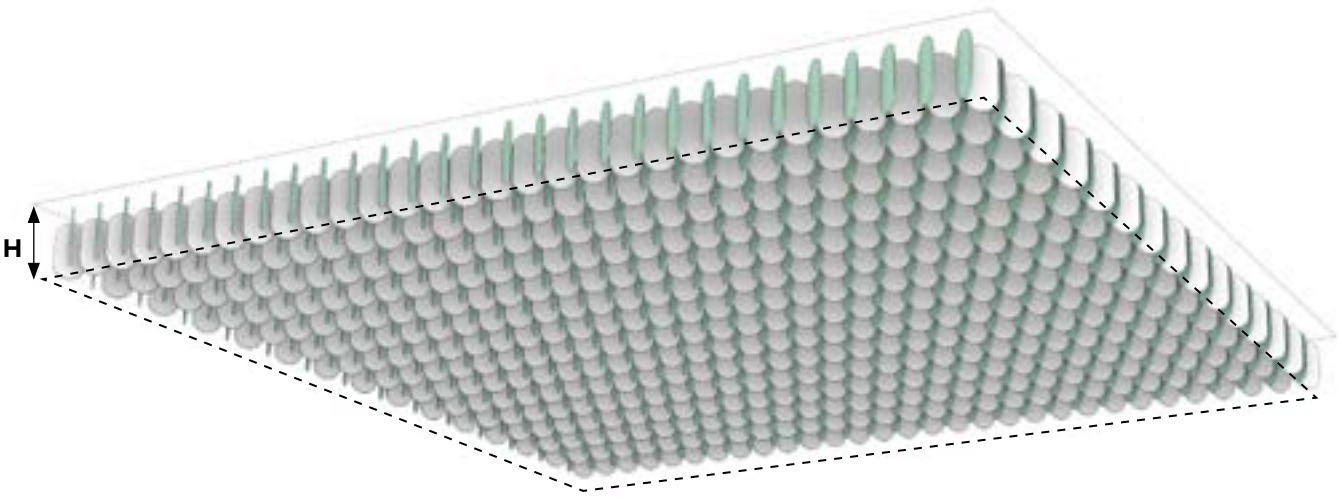

Dimension tables[1]

Name		Metric	Imperial
L	Area [2]	bespoke	bespoke
H	Height(inc. structure)	380mm	14.96″
Fh	Fin Height	340mm	13.39″
Fw	Fin Width	180mm	7.09″
G	Grid Spacing	200mm	7.87″
Colour options		max. **2 colours** can be selected - see **page 14** with our 36 colour range	

Installation time - *please account for 25-30min/sqm (2-3min/sqft) installation time*

1 - All dimensions are nominal *2* - The example above represents area of 6x6m (19.7'x19.7')

HABITAT MATTER
habitatmatter.com
spec@habitatmatter.com

FLOCK Bespoke Ceiling System

Standard configurations

4 **Flock Surface** / *smooth transition between 2 heights* *719.12.13.000.00*

Fin Types

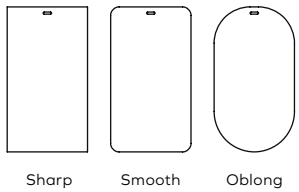

Fin Size

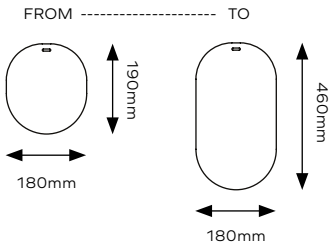

Grid Spacing

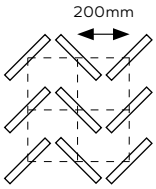

Colours



2 colours can be selected out of 36



Dimension tables[1]

Name		Metric	Imperial
L	Area [2]	bespoke	bespoke
H	Height(inc. structure)	max. 500mm	19.69"
Fh	Fin Height	190-460mm	7.48-18.11"
Fw	Fin Width	180mm	7.09"
G	Grid Spacing	200mm	7.87"
Colour options		max. **2 colours** can be selected - see **page 14** with our 36 colour range	

Installation time - *please account for 25-30min/sqm (2-3min/sqft) installation time*

1 - All dimensions are nominal *2* - The example above represents area of 6x6m (19.7'x19.7')

HABITAT MATTER
habitatmatter.com
spec@habitatmatter.com

FLOCK Bespoke Ceiling System

Standard configurations

5 **Flock Trace** / *height articulation follows the curve* *719.12.14.000.00*

Fin Types

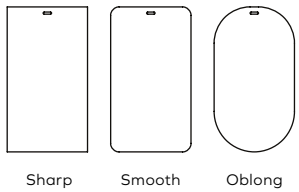

Fin Size

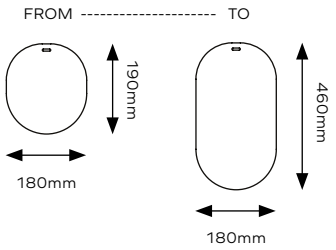

Grid Spacing

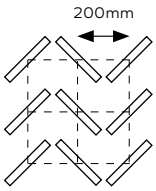

Colours



2 colours can be selected out of 36

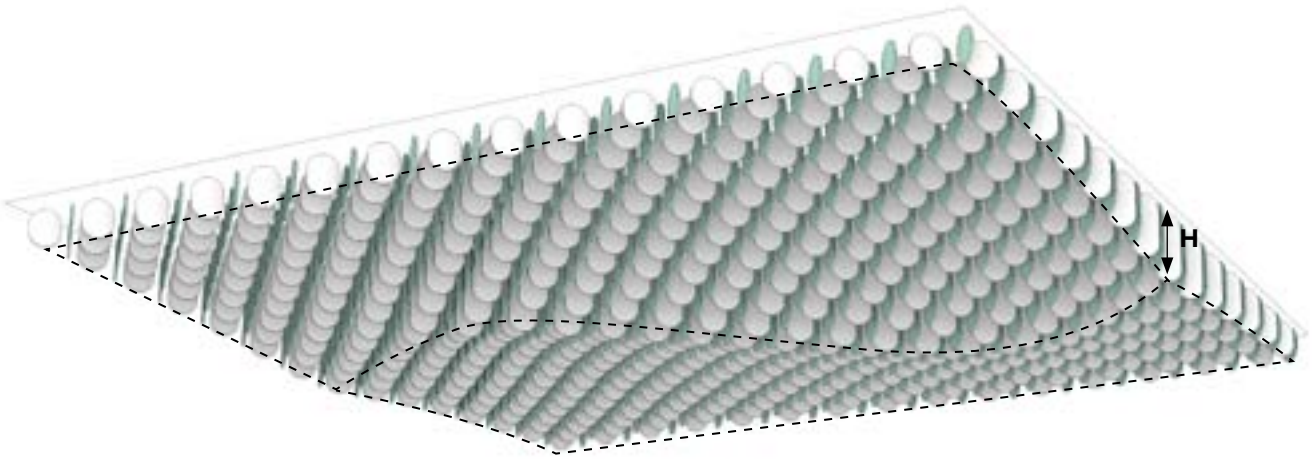

Dimension tables[1]

Name		Metric	Imperial
L	Area [2]	bespoke	bespoke
H	Height(inc. structure)	max. 500mm	19.69"
Fh	Fin Height	190-460mm	7.48-18.11"
Fw	Fin Width	180mm	7.09"
G	Grid Spacing	200mm	7.87"
Colour options		max. **2 colours** can be selected - see **page 14** with our 36 colour range	

Installation time - *please account for 25-30min/sqm (2-3min/sqft) installation time*

1 - All dimensions are nominal *2* - The example above represents area of 6x6m (19.7'x19.7')

HABITAT MATTER
habitatmatter.com
spec@habitatmatter.com

FLOCK Bespoke Ceiling System

Bespoke configuration

6 Flock Bespoke - example design

719.12.15.000.00

Fin Types

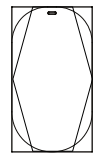

Custom upon request

Fin Size

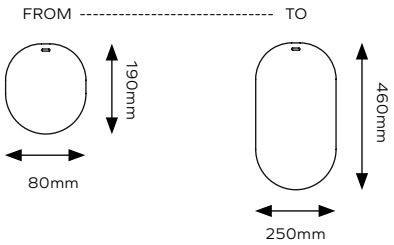

Grid Spacing

100-250mm
(50mm module)

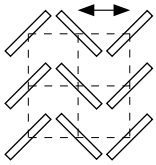

Colours



4 colours can be selected out of 36

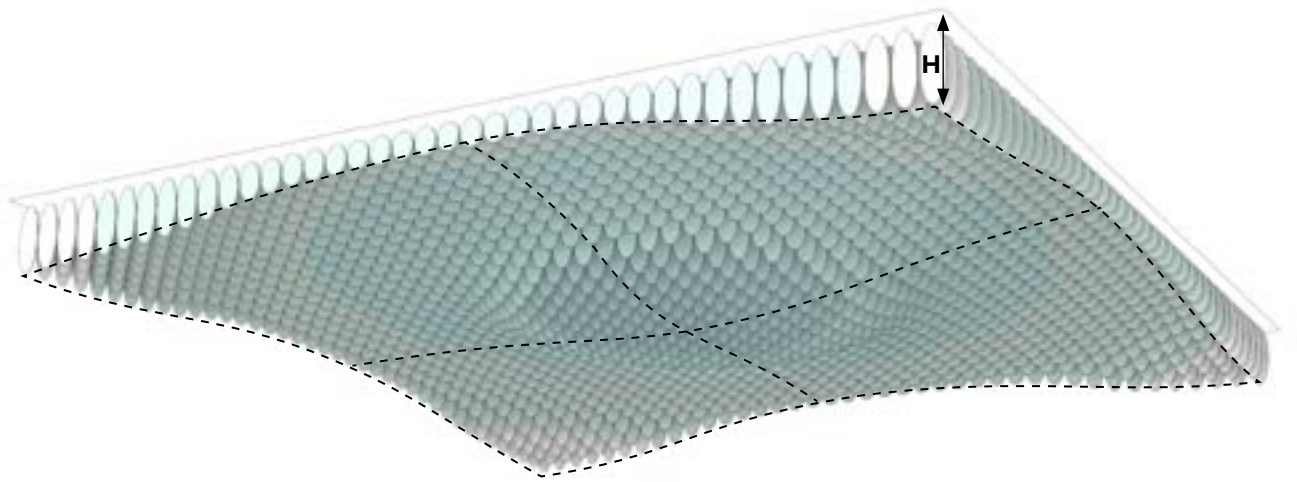

Dimension tables[1, 2]

Name		Metric	Imperial
L	Area [3]	bespoke	bespoke
H	Height(inc. structure)	max. 500mm	19.69"
Fh	Fin Height	190-460mm	7.48-18.11"
Fw	Fin Width	80-250mm	3.15-9.84"
G	Grid Spacing	100, 150, 200 or 250mm	3.94,5.91,7.87 or 9.84"
Colour options		up to **4 colours** can be selected - see **page 14** with our 36 colour range	

Installation time - *please account for 25-30min/sqm (2-3min/sqft) installation time*

1 - All dimensions are nominal *2* - Not all sizing combinations are fe[illegible]

HABITAT MATTER
habitatmatter.com
spec@habitatmatter.com

FLOCK Bespoke Ceiling System

Installation Overview

1 **Install Primary Structure struts on the ceiling (threaded rods are not provided)**

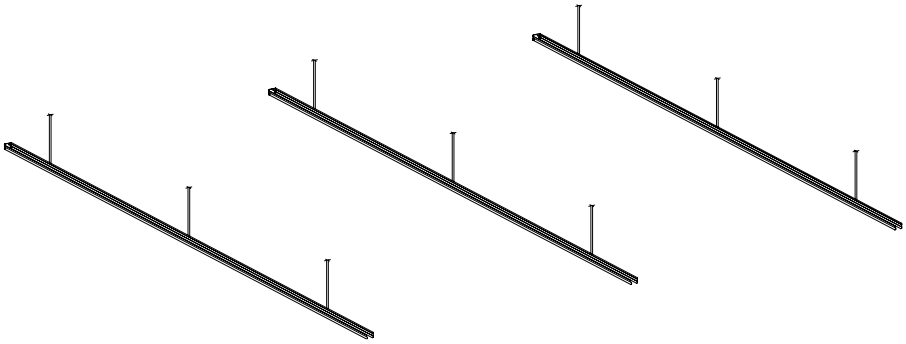

2 **Attach Seconday Structure profiles in desired spacing using provided hardware**

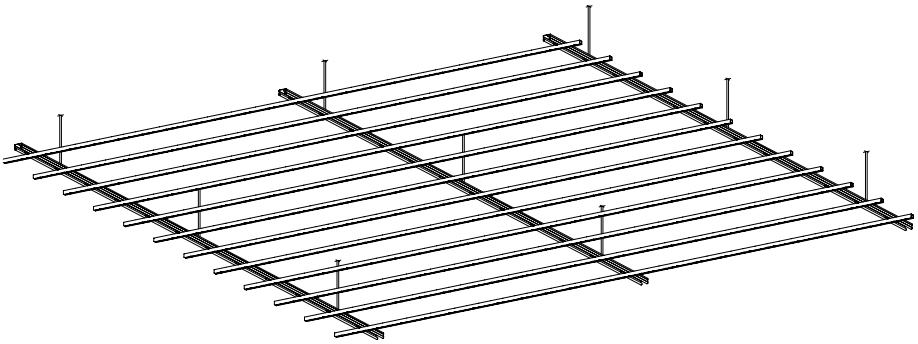

3 **Attach and orient the acoustic elements**

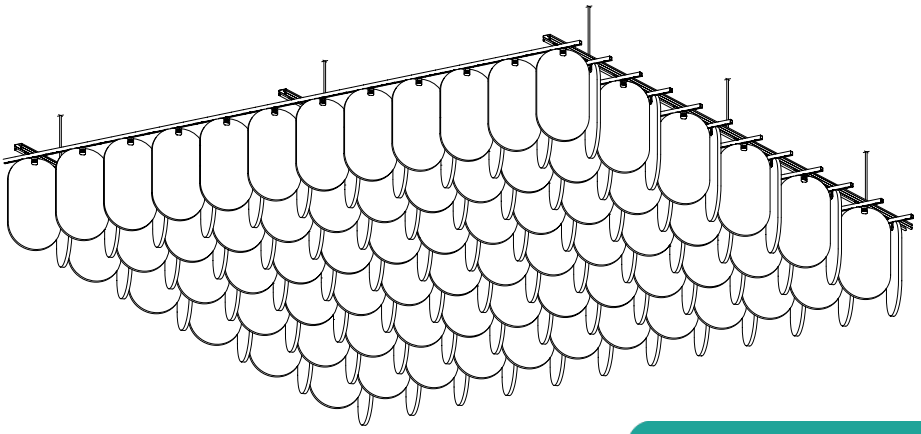

HABITAT MATTER
habitatmatter.com
spec@habitatmatter.com

ARCHISONIC®
Colours

HABITAT MATTER
habitatmatter.com
samples@habitatmatter.com

Name	Snow White	Cloud	Smoke	Slate	Charcoal	Raven	Ground	Gull	Milk
Code	**500**	**103**	**442**	**444**	**542**	**550**	**108**	**144**	**404**
NCS	S 0300-N	S 1002-B	S 3005-R80B	S 4500-N	S 7502-B	S 8500-N	S 5005-Y20R	S2502-Y	S 0502-Y

Name	Linen	Dune	Jute	Fallow	Warm Stone	Truffle	Sunshine	Honeycomb	Electric Orange
Code	**107**	**104**	**920**	**238**	**105**	**539**	**846**	**139**	**464**
NCS	S 1505-Y30R	S 2005-Y	S 3010-Y30R	S 5010-Y30R	S 3010-Y50R	S 8502-R	S 1040-Y10R	S 2050-Y20R	S 0580-Y70R

Name	Terracotta	Soft Coral	Cinnabar	Shell Pink	Garnet	Poster Red	Hot Pink	Grape	Marine Blue
Code	**239**	**516**	**725**	**102**	**724**	**662**	**140**	**540**	**864**
NCS	S 4040-Y70R	S 2020-Y90R	S 6030-R	S 0510-R30B	S 5040-R10B	S 1080-R	S 2060-R20B	**S 5040-R40B**	S 4050-R70B

Name	Midnight	Royal Blue	Winter Sky	Deep Sea	Nocturne	True Navy	Ice Blue	Pacific Ocean	Lagoon
Code	**810**	**865**	**410**	**918**	**866**	**194**	**304**	**432**	**917**
NCS	S 7020-R70B	S 3560-R80B	S 2020-R90 B	S 5020-R90B	S 8010-R90B	S8005-B	S 0510-B	S 3040-B	S 7020-B30G

Name	Succulent	Spearmint	Seafoam	Nordic Pine	Moss	Grove	Pistachio	Lichen	Fern
Code	**712**	**706**	**710**	**311**	**439**	**317**	**315**	**160**	**180**
NCS	S 3020-B30G	S 1010-B90G	S 3010-G30Y	S 5030-G10Y	S 2040-G40Y	S 7020-G30Y	S 5020-Y	**S4005-Y**	S6010-G90Y

These NCS codes are the closest visual match available and may not be exact to blended fibres.

ARCHISONIC®

Colours

Experience our ARCHISONIC® Felt material with a stunning selection of 45 colours across 9 distinct families, thoughtfully curated by *Colour Hive* in London. Effortlessly combine colours harmoniously to suit your preferences. Discover more in our Materials brochure and order your free sample box today.

Colour fastness

Class 6

ISO 105-B02:A1

Order a free sample box



ARCHISONIC® Felt
Material Specification

Product Name	ARCHISONIC® Felt	
Content	100% PET (60% certified post-consumer content)	
Thickness[1]	12mm (0.47")	24mm (0.94")
Max. Size	1200x2800mm (47"x110")	1800x2400mm (70"x94")
Acoustic[2]	**ASTM:** NRC=0.6 **ISO**: αw=0.65	**ASTM**: NRC=0.9 **ISO**: αw=0.95
Density[1]	2400 g/m² (0.49 lbs/ sqft)	4000 g/m² (0.82 lbs/sqft)
Colour Fastness	**Class 6** ISO 105-B02:A1	
Colour	**36 colours** (see ARCHISONIC® Felt Colour page for more information)	
Maintenance	For daily cleaning we recommend alcohol solution (75%), e.g. Pantasept. In case of contamination by dust or fluff, use feather duster or a regular vacuum cleaner. For heavy dirt, treat the material with hydrogen peroxide.	
Production Lead time[3]	21 days	
Fire Rating	DIN EN 13501-1: **B-s1, d0**	ASTM E84 **Class A**
VOC Emission	28 Days French Regulation **A+** ASTM E84 **Pass** Breeam® (International, UK, NL, SE, NOR) **Exemplary** CDPH (CDPH/EHLB/Standard Method V1.2) **Pass**	
Certifications	Declare label, Cradle to Cradle, UL Environmental Product Declaration, Member of US Green Building Council, Ecobau 1st Priority, Climate-KIC, VOC emissions in LEED EQ credit (low-emitting products), SCS Recycled Content	
Durability	Contract	

1 - all values are nominal 2 - measured with 300mm air cavity 3 - depending on the location and type of product

Climate-KIC is supported by the EIT, a body of the European Union

HABITAT MATTER
habitatmatter.com
spec@habitatmatter.com

FLOCK Bespoke Ceiling System

Acoustic Performance

Testing Standards

ISO 354:2003	Acoustics — Measurement of sound absorption in a reverberation room
ISO 11654:1997	Acoustics — Sound absorbers for use in buildings — Rating of sound absorption
ASTM C423-17	Standard Test Method for Sound Absorption and Sound Absorption Coefficients by the Reverberation Room Method
ASTM E795-16	Standard Practices for Mounting Test Specimens During Sound Absorption Tests

Acoustic Test Results	αw	SAA	NRC
Flock Straight 190[1]	0.65 (MH)	0.78	0.80
Flock Straight 270[1]	0.9	0.91	0.95
Flock Straight 340[1]	0.95	0.93	0.95

1 - Measured with 300mm airgap

The NRC rating is calculated as the average of the absorption coefficients measured at frequencies of 250Hz, 500Hz, 1000Hz and 2000Hz and round to the nearest 0.05. SAA rating is calculated as the average of the sound absorption coefficients of a material for the twelve one-third octave bands from 200Hz through 2500Hz and rounded off to the nearest 0.01.

Acoustic Performance

Frequency (Hz)		125	250	500	1000	2000	4000
Flock Straight 190	α_p	0.15	0.40	0.65	0.95	1.00	1.00
Flock Straight 270	α_p	0.30	0.65	0.85	1.00	1.00	1.00
Flock Straight 340	α_p	0.40	0.75	0.90	1.00	1.00	1.00

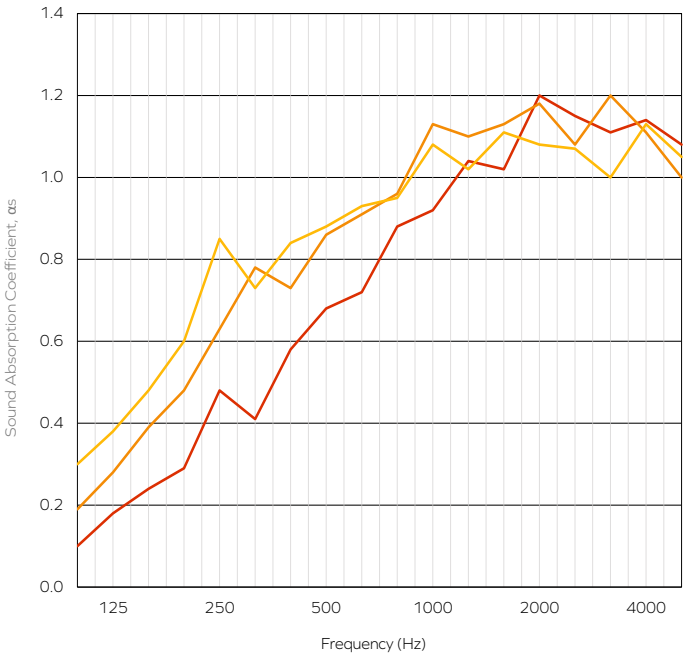

Flock Straight 190
Flock Straight 270
Flock Straight 340

The table represents the practical sound absorption coefficient (α_p) in accordance with ISO 11654. The graph represents the sound absorption coefficients (αs) in the third octave band center frequencies in accordance with ISO 354. Measurement used Pink Noise as excitation signal in a reverberant room.

HABITAT MATTER
habitatmatter.com
spec@habitatmatter.com